

**LHEIDLI T'ENNEH BAND**



**CONSOLIDATED FINANCIAL STATEMENTS**

**MARCH 31, 2022**

**LHEIDLI T'ENNEH BAND**

**CONSOLIDATED FINANCIAL STATEMENTS**

**MARCH 31, 2022**

---

**MANAGEMENT'S RESPONSIBILITY FOR FINANCIAL REPORTING..... 2**

**INDEPENDENT AUDITOR'S REPORT..... 3 - 5**

**FINANCIAL STATEMENTS**

**Consolidated Statement of Financial Position..... 6**

**Consolidated Statement of Change in Net Financial Assets..... 7**

**Consolidated Statement of Revenue, Expenditures and Accumulated Surplus ..... 8**

**Consolidated Statement of Cash Flows..... 9**

**Notes to Consolidated Financial Statements..... 10**

**LHEIDLI T'ENNEH BAND**

**MANAGEMENT'S RESPONSIBILITY FOR FINANCIAL REPORTING**

**MARCH 31, 2022**

---

The accompanying consolidated financial statements of Lheidli T'enneh Band are the responsibility of management and have been approved by Council.

The consolidated financial statements have been prepared by management in accordance with Canadian public sector accounting standards prescribed for governments as recommended by the Public Sector Accounting Board of the Chartered Professional Accountants of Canada and as such include amounts that are the best estimates and judgments of management.





Management is responsible for the integrity and objectivity of these statements and for implementing and maintaining a system of internal controls to provide reasonable assurance that reliable financial information is produced.

The Council is responsible for ensuring that management fulfills its responsibilities for financial reporting and internal control and is ultimately responsible for reviewing and approving the consolidated financial statements.

The Council meets periodically with management, as well as the external auditors, to discuss internal controls over the financial reporting process, auditing matters and financial reporting issues, to satisfy themselves that each party is properly discharging their responsibilities, and to review the consolidated financial statements and the external auditor's report.

The external auditors, DMC Chartered Professional Accountants Inc., conduct an independent examination, in accordance with Canadian auditing standards, and express their opinion on the consolidated financial statements. The external auditors have full and free access to financial management of Lheidli T'enneh Band and meet when required.

On behalf of Lheidli T'enneh Band:

  
\_\_\_\_\_  
Chief  
  
\_\_\_\_\_  
Councillor  
  
\_\_\_\_\_  
Councillor  
  
\_\_\_\_\_

Aug 08, 2022  
Date  
Aug 8, 22  
Date  
Aug 8/22  
Date  
Aug 8/22  
Date



## **Independent Auditor's Report**

To the Members of  
Lheidli T'enneh Band

### *Report on the Audit of the Consolidated Financial Statements*

#### *Qualified Opinion*

We have audited the consolidated financial statements of Lheidli T'enneh Band, which comprise the consolidated statement of financial position as at March 31, 2022, and the consolidated statements of revenue, expenditures and accumulated surplus, change in net financial assets and cash flows for the year then ended, and notes to the consolidated financial statements, including a summary of significant accounting policies.

In our opinion, except for the effects of the matter described in the Basis for Qualified Opinion section of our report, the accompanying consolidated financial statements present fairly, in all material respects, the consolidated financial position of the First Nation as at March 31, 2022, and the results of its consolidated operations, its changes in its consolidated net financial assets, and its consolidated cash flows for the year then ended in accordance with Canadian public sector accounting standards (PSAS).

#### *Basis for Qualified Opinion*

As described in Note 7, the Band holds investments in government business enterprises which are accounted for using the modified equity method. Each of these government business enterprises does not have audited financial information available, and as such we are unable to determine whether any adjustment might be necessary to the Band's investment in these government business enterprises, and accumulated surplus (deficit) for the years ended March 31, 2021 and 2020. Our audit opinion has been modified accordingly because of the possible effects of this limitation of scope.

We conducted our audit in accordance with Canadian generally accepted auditing standards. Our responsibilities under those standards are further described in the Auditor's Responsibilities for the Audit of the Consolidated Financial Statements section of our report. We are independent of the First Nation in accordance with the ethical requirements that are relevant to our audit of the consolidated financial statements in Canada, and we have fulfilled our other ethical responsibilities in accordance with these requirements. We believe that the audit evidence we have obtained is sufficient and appropriate to provide a basis for our qualified opinion.

### *Responsibilities of Management and Those Charged with Governance for the Consolidated Financial Statements*

Management is responsible for the preparation and fair presentation of the consolidated financial statements in accordance with PSAS, and for such internal control as management determines is necessary to enable the preparation of consolidated financial statements that are free from material misstatement, whether due to fraud or error.

In preparing the consolidated financial statements, management is responsible for assessing the First Nation's ability to continue as a going concern, disclosing, as applicable, matters related to going concern and using the going concern basis of accounting unless management either intends to liquidate the First Nation or to cease operations, or has no realistic alternative but to do so.

Those charged with governance are responsible for overseeing the First Nation's financial reporting process.

### *Auditor's Responsibilities for the Audit of the Consolidated Financial Statements*

Our objectives are to obtain reasonable assurance about whether the consolidated financial statements as a whole are free from material misstatement, whether due to fraud or error, and to issue an auditor's report that includes our opinion. Reasonable assurance is a high level of assurance, but is not a guarantee that an audit conducted in accordance with Canadian generally accepted auditing standards will always detect a material misstatement when it exists. Misstatements can arise from fraud or error and are considered material if, individually or in the aggregate, they could reasonably be expected to influence the economic decisions of users taken on the basis of these financial statements. As part of an audit in accordance with Canadian generally accepted auditing standards, we exercise professional judgment and maintain professional skepticism throughout the audit. We also:

- ◆ Identify and assess the risks of material misstatement of the consolidated financial statements, whether due to fraud or error, design and perform audit procedures responsive to those risks, and obtain audit evidence that is sufficient and appropriate to provide a basis for our opinion. The risk of not detecting a material misstatement resulting from fraud is higher than for one resulting from error, as fraud may involve collusion, forgery, intentional omissions, misrepresentations, or the override of internal control.
- ◆ Obtain an understanding of internal control relevant to the audit in order to design audit procedures that are appropriate in the circumstances, but not for the purpose of expressing an opinion on the effectiveness of the First Nation's internal control.
- ◆ Evaluate the appropriateness of accounting policies used and the reasonableness of accounting estimates and related disclosures made by management.
- ◆ Conclude on the appropriateness of management's use of the going concern basis of accounting and, based on the audit evidence obtained, whether a material uncertainty exists related to events or conditions that may cast significant doubt on the First Nation's ability to continue as a going concern. If we conclude that a material uncertainty exists, we are required to draw attention in our auditor's report to the related disclosures in the consolidated financial statements or, if such disclosures are inadequate, to modify our opinion. Our conclusions are based on the audit evidence obtained up to the date of our auditor's report. However, future events or conditions may cause the First Nation to cease to continue as a going concern.

- ♦ Evaluate the overall presentation, structure and content of the consolidated financial statements, including the disclosures, and whether the consolidated financial statements represent the underlying transactions and events in a manner that achieves fair presentation.
- ♦ Obtain sufficient appropriate audit evidence regarding the financial information of the entities or business activities within the Band to express an opinion on the consolidated financial statements. We are responsible for the direction, supervision and performance of the audit. We remain solely responsible for our audit opinion.

We communicate with those charged with governance regarding, among other matters, the planned scope and timing of the audit and significant audit findings, including any significant deficiencies in internal control that we identify during our audit.

Prince George, British Columbia  
August 3, 2022

DMC Chartered Professional  
Accountants Inc.

**LHEIDLI T'ENNEH BAND**

**CONSOLIDATED STATEMENT OF FINANCIAL POSITION**

**MARCH 31, 2022**

	<b>2022</b>	<b>2021</b>
<b>FINANCIAL ASSETS</b>		
Cash (Note 3)	\$ 12,692,998	\$ 11,286,515
Restricted cash (Note 3)	400,363	190,364
Accounts receivable (Note 4)	1,332,164	2,737,979
Due from government agencies (Note 5)	61,773	27,724
Advances receivable	786,208	873,452
Investments in Government Business Enterprises (Note 7)	23,553,224	19,292,869
Federal trust funds (Note 9)	3,337	3,161
	<b>38,830,067</b>	<b>34,412,064</b>
<b>LIABILITIES</b>		
Accounts payable and accrued liabilities (Note 10)	1,317,090	1,394,548
Deferred revenue (Note 11)	2,328,068	2,028,274
Long-term debt (Note 12)	945,555	1,076,889
Replacement reserves (Note 13)	400,363	190,364
	<b>4,991,076</b>	<b>4,690,075</b>
<b>NET FINANCIAL ASSETS</b>	<b>33,838,991</b>	<b>29,721,989</b>
<b>NON-FINANCIAL ASSETS</b>		
Tangible Capital Assets (Note 14)	15,363,099	13,487,785
Prepaid expenses	91,278	58,493
	<b>15,454,377</b>	<b>13,546,278</b>
<b>ACCUMULATED SURPLUS (Note 15)</b>	<b>\$ 49,293,368</b>	<b>\$ 43,268,267</b>

Contingent Liabilities (Note 16)  
Economic Dependence (Note 17)

Approved on behalf of Lheidli T'enneh Band

 Chief  
 Councillor  
 Councillor  
 Councillor

See accompanying notes to these financial statements.

**LHEIDLI T'ENNEH BAND****CONSOLIDATED STATEMENT OF CHANGE IN NET FINANCIAL ASSETS****FOR THE YEAR ENDED MARCH 31, 2022**

	<b>2022 Budget</b>	<b>2022 Actual</b>	<b>2021 Actual</b>
<b>EXCESS OF REVENUE OVER EXPENDITURES</b>	<b>\$ 3,290,942</b>	<b>\$ 6,025,101</b>	<b>\$ 11,057,351</b>
Acquisition of tangible capital assets	-	(2,508,248)	(2,377,442)
Amortization of tangible capital assets	-	632,934	428,927
	-	(1,875,314)	(1,948,515)
Acquisition of prepaid asset	(32,785)	(32,785)	5,848
Increase (decrease) in net financial assets	3,258,157	4,117,002	9,114,684
NET FINANCIAL ASSETS AT BEGINNING OF YEAR	-	29,721,989	20,607,305
<b>NET FINANCIAL ASSETS AT END OF YEAR</b>	<b>\$ -</b>	<b>\$ 33,838,991</b>	<b>\$ 29,721,989</b>

See accompanying notes to these financial statements.



**LHEIDLI T'ENNEH BAND****CONSOLIDATED STATEMENT OF REVENUE, EXPENDITURES AND ACCUMULATED SURPLUS****FOR THE YEAR ENDED MARCH 31, 2022**

	<b>2022 Budget</b>	<b>2022 Actual</b>	<b>2021 Actual</b>
<b>REVENUE</b>			
Provincial Government (Note 18)	\$ 4,053,932	\$ 4,091,955	\$ 5,581,755
Indigenous Services Canada (Note 18)	2,026,442	3,092,565	3,483,369
Band Generated	1,329,687	2,554,874	3,267,790
First Nations Health Authority	416,328	1,716,164	2,969,026
Fisheries and Oceans Canada	-	458,794	272,800
Canada Mortgage and Housing Corporation	194,107	416,390	182,307
Other indigenous organizations	880,413	305,035	328,153
Interest and other income	366,669	294,687	143,597
Administration fee	1,037,279	30,365	(2,000)
Donations	-	14,110	18,444
Income earned in government business enterprises	76,910	4,349,191	4,123,524
Transfer to deferred revenue	-	(299,793)	(1,384,203)
	<b>10,381,767</b>	<b>17,024,337</b>	<b>18,984,562</b>
<b>EXPENDITURES</b>			
Education	669,713	928,445	713,007
Government Development and Administration	2,206,661	3,999,260	2,317,752
Public Works Operations and Maintenance	478,270	338,231	297,034
Capital Projects	-	551,993	496,864
Health Services	468,545	377,746	371,581
Economic Development	1,596,160	2,406,610	1,884,592
Social Housing	1,115,458	687,521	404,729
Social and Community Services	494,940	918,506	789,234
Employment and Training	179,918	137,139	223,491
Amortization	-	632,934	428,927
	<b>7,209,665</b>	<b>10,978,385</b>	<b>7,927,211</b>
<b>RECOVERY</b>	-	<b>(20,854)</b>	-
<b>EXCESS OF REVENUE OVER EXPENDITURES</b>	<b>3,290,942</b>	<b>6,025,101</b>	<b>11,057,351</b>
<b>ACCUMULATED SURPLUS AT BEGINNING OF YEAR</b>	-	<b>43,268,267</b>	<b>32,210,916</b>
<b>ACCUMULATED SURPLUS AT END OF YEAR</b>	<b>\$ 3,290,942</b>	<b>\$ 49,293,368</b>	<b>\$ 43,268,267</b>

See accompanying notes to these financial statements.

**LHEIDLI T'ENNEH BAND****CONSOLIDATED STATEMENT OF CASH FLOWS****FOR THE YEAR ENDED MARCH 31, 2022**

	2022	2021
<b>Cash flows from</b>		
<b>OPERATING ACTIVITIES</b>		
EXCESS OF REVENUE OVER EXPENDITURES	\$ 6,025,101	\$ 11,057,351
Amortization	632,934	428,927
Income from investments in government entities	(4,349,191)	(4,123,524)
	<b>2,308,844</b>	7,362,754
Change in non-cash operating working capital		
Accounts receivable	1,405,815	(1,712,823)
Due from government agencies	(34,049)	(13,988)
Advances receivable	87,244	87,114
Capital funds held in trust	(176)	(26)
Prepaid expenses	(32,786)	5,848
Accounts payable and accrued liabilities	(77,458)	321,756
Deferred revenue	299,794	1,384,203
	<b>3,957,228</b>	7,434,838
<b>CAPITAL ACTIVITIES</b>		
Acquisition of tangible capital assets	(2,508,248)	(2,377,441)
<b>FINANCING ACTIVITIES</b>		
Proceeds from long-term debt	-	856,924
Repayment of long-term debt	(131,334)	(102,382)
Allocations from replacement reserve	(114,161)	(8,895)
Allocations to replacement reserve	324,161	108,216
	<b>78,666</b>	853,863
<b>INVESTING ACTIVITIES</b>		
Advances from government business entities	88,836	51,163
<b>INCREASE IN CASH AND CASH EQUIVALENTS</b>	<b>1,616,482</b>	5,962,423
<b>CASH AND CASH EQUIVALENTS, BEGINNING OF YEAR</b>	<b>11,476,879</b>	5,514,456
<b>CASH AND CASH EQUIVALENTS, END OF YEAR</b>	<b>\$ 13,093,361</b>	\$ 11,476,879
<b>REPRESENTED BY</b>		
Cash	\$ 12,692,998	\$ 11,286,515
Restricted cash	400,363	190,364
	<b>\$ 13,093,361</b>	<b>\$ 11,476,879</b>

See accompanying notes to these financial statements.

# LHEIDLI T'ENNEH BAND

## NOTES TO CONSOLIDATED FINANCIAL STATEMENTS

**MARCH 31, 2022**

---

### 1. DESCRIPTION OF OPERATIONS

Lheidli T'enneh Band (the "Band") is located in the Province of British Columbia and provides various services to its members. Lheidli T'enneh Band includes the Band's members, government and all related entities that are accountable to the Band and are either owned or controlled by the Band.

### 2. BASIS OF PRESENTATION AND SIGNIFICANT ACCOUNTING POLICIES

These financial statements are prepared in accordance with Canadian public sector accounting standards for governments as recommended by the Public Sector Accounting Board of the Chartered Professional Accountants of Canada.

#### (a) Reporting entity

The financial statements consolidate the financial activities of all entities and departments comprising the Band reporting entity, except for the Bands business entities.

All controlled entities are fully consolidated on a line-by-line basis except for the commercial enterprises which meet the definition of a government enterprises or government business partnerships, which are included in these consolidated financial statements on a modified equity basis. Inter-entity balances and transactions are eliminated upon consolidation.

Under the modified equity basis of accounting, only the Band's investments in the government business enterprises or government business partnerships and their share of the entities' net income and other changes in equity are recorded. No adjustments are made for accounting policies of the entities that are different from those of the Band.

The consolidated financial statements include the following controlled entities and departments:

- Lheidli T'enneh Band CMHC Social Housing Program

Government business enterprises, which are wholly-owned by the Band and which are not dependent on the Band for their continuing operations, included in the consolidated financial statements using the modified equity basis are as follows:

- Lheit Lit'en Development Corporation
- Tano T'enneh General Partner Corporation

Government business partnerships, in which the Band holds a limited partnership interest and which are not dependent on the Band for their continuing operations, included in the consolidated financial statements using the modified equity method are as follows:

- Tano T'enneh Limited Partnership (99.99% interest)
- FN (PTP) Group Limited Partnership (0.06% interest)

# LHEIDLI T'ENNEH BAND

## NOTES TO CONSOLIDATED FINANCIAL STATEMENTS

**MARCH 31, 2022**

---

### **2. BASIS OF PRESENTATION AND SIGNIFICANT ACCOUNTING POLICIES, continued**

#### **(b) Financial instruments**

The Band initially measures its financial assets and financial liabilities at fair value. The Band subsequently measures all of its financial assets and financial liabilities at amortized cost. Changes in fair value are recognized in net income.

Financial assets measured at amortized cost include, cash and cash equivalents, accounts receivable, advances receivable and federal trust funds.

Financial liabilities measured at amortized cost include accounts payable and accrued liabilities, deferred revenue, replacement reserves and long-term debt.

Fair value is determined by the price that is quoted in an active market. When a quoted price in an active market is not available it is measured at cost.

The Band does not currently have and financial instruments measured at fair value.

#### **(c) Cash and cash equivalents**

Cash and cash equivalents include cash on hand, and short-term deposits that are readily convertible to known amounts of cash, and which are subject to insignificant risk of changes in value, net of bank overdrafts.

#### **(d) Trust funds**

Trust funds are included as revenue in these statements only to the extent they have been received from the Band's trust funds. The trust funds arise from monies derived from capital or revenue sources as outlined in Section 62 of the Indian Act. These funds are held in trust in the Consolidated Revenue Fund of the Government of Canada and are subject to audit by the Office of the Auditor General of Canada. The management of these funds is primarily governed by Sections 63 to 69 of the Indian Act.

# LHEIDLI T'ENNEH BAND

## NOTES TO CONSOLIDATED FINANCIAL STATEMENTS

**MARCH 31, 2022**

---

### 2. BASIS OF PRESENTATION AND SIGNIFICANT ACCOUNTING POLICIES, continued

#### (e) Tangible capital assets

Tangible capital assets are recorded at cost, which includes amounts that are directly related to the acquisition, design, construction, development, improvement or betterment of the assets. Cost includes overhead directly attributable to construction and development, as well as interest costs that are directly attributable to the acquisition or construction of the asset.

Amortization is provided for on a straight-line basis over their estimated useful lives as follows:

Automotive equipment	5 years
Boats and fisheries equipment	20 years
Buildings	30 years
Computer equipment	3 years
Fuel tanks	20 years
Furniture and office equipment	3 years
Heavy duty equipment	10 years
Housing	25 years
Infrastructure	10-50 years
Land improvements	50 years
Signage	10 years
Website	10 years

Tangible capital assets are written down when conditions indicate that they no longer contribute to Lheidli T'enneh Band's ability to provide goods and services, or when the value of future economic benefits associated with the tangible capital assets are less than their net book value. The net write-downs are accounted for as expenses in the consolidated statement of operations.

Certain assets which have historical or cultural value, including works of art, historical documents and historical and cultural artifacts, are not recognized as tangible capital assets. Assets under construction are not amortized until the asset is available to be put into service.

Social Housing assets under CMHC sponsored housing programs are amortized at a rate equivalent to the annual principal reduction in related long-term debt.

#### (f) Replacement reserve

The Replacement Reserve is funded by an annual charge against earnings as opposed to an appropriation of surplus.

#### (g) Surplus recoveries and deficit funding

Under the terms of funding arrangements, remaining surpluses of certain programs may be recovered by the funding agency, and remaining deficits may be funded by the funding agency. These recoveries and additional fundings are recognized when recovered or received from the funding arrangement.

# LHEIDLI T'ENNEH BAND

## NOTES TO CONSOLIDATED FINANCIAL STATEMENTS

**MARCH 31, 2022**

---

### **2. BASIS OF PRESENTATION AND SIGNIFICANT ACCOUNTING POLICIES, continued**

#### **(h) Revenue recognition**

Revenue and funding are recognized as follows:

- i) Government transfers with stipulations are recognized as revenue in the period the transfer is authorized and all eligibility criteria have been met, except when, and to the extent that the transfer gives rise to an obligation that meets the definition of a liability. Any such liability is reduced, and an equivalent amount of revenue is recognized, as the liability is settled.

Government transfers without stipulations are recognized in the period in which the transfer is authorized, any eligibility criteria have been met and a reasonable estimate of the amount to be received can be made.

- ii) Housing revenue is recognized based on lower end of market (LEM) rent for CMHC subsidized housing and based on collected receipts for non-subsidized houses. Rent deemed not collectible by management, is written off to bad debt.
- iii) Income from investments is recorded on a modified equity basis.
- iv) Funding received under the terms of specified use agreements (other than government transfers) is recognized as revenue when the related expenditures are incurred. To the extent that such funding meets the definition of a liability it is recorded as deferred revenue until such time that it is expended.

#### **(i) Asset classification**

Assets are classified as either financial or non-financial. Financial assets are assets that could be used to discharge existing liabilities or to finance future operations. Non-financial assets are acquired, constructed or developed assets that do not provide resources to discharge existing liabilities but are employed to deliver government services, may be consumed in normal operations and are not for resale. Non-financial assets include tangible assets and prepaid expenses.

#### **(j) Net debt or net financial assets**

The financial statements are presented so as to highlight net debt as the measurement of financial position. The net debt or net financial asset is determined by liabilities less financial assets. Net debt or net financial assets, is comprised of two components, non-financial assets and accumulated surplus.

#### **(k) Measurement uncertainty**

In preparing the consolidated financial statements for the Band, management is required to make estimates and assumptions that affect the reported amounts of assets and liabilities, and disclosure of contingent assets and liabilities, at the date of the consolidated financial statements and the reported amounts of revenue and expenses during the period. Items requiring the use of significant estimates include valuation of assets, amortization rates for tangible capital assets, and collectability of account receivable. Actual results could differ from these estimates.

# LHEIDLI T'ENNEH BAND

## NOTES TO CONSOLIDATED FINANCIAL STATEMENTS

**MARCH 31, 2022**

---

### 2. BASIS OF PRESENTATION AND SIGNIFICANT ACCOUNTING POLICIES, continued

#### (I) Use of estimates

The preparation of consolidated financial statements requires management to make estimates and assumptions that affect the reported amounts of assets and liabilities and disclosures of contingent assets and liabilities at the date of the consolidated financial statements and the reported amounts of revenue and expenses during the reporting period. Accounts specifically affected by the estimates in these financial statements are impairment of tangible capital assets, amortization rates for tangible capital assets, and collectability of account receivable and advances receivable. Actual results could differ from those estimates.

### 3. CASH AND CASH EQUIVALENTS

	2022	2021
Externally restricted		
Replacement reserve - CMHC	\$ 400,363	\$ 190,364
Short term deposits		
Unrestricted		
Operating account	4,860,435	5,896,973
PIA account	7,556,443	5,009,770
Local revenue account	69,688	69,690
Lands account	1,488	1,488
Unrestricted replacement reserve account	204,944	308,594
	<b>12,692,998</b>	11,286,515
	<b>\$ 13,093,361</b>	<b>\$ 11,476,879</b>

Under the terms of the Agreement with Canada Mortgage and Housing Corporation (CMHC), the Band must set aside funds for approved capital purchases under the operating agreement between the Band and CMHC, as outlined in Note 13.

# LHEIDLI T'ENNEH BAND

## NOTES TO CONSOLIDATED FINANCIAL STATEMENTS

MARCH 31, 2022

### 4. ACCOUNTS RECEIVABLE

	2022	2021
<b>Due from government funders</b>		
Indigenous Services Canada	\$ -	\$ 1,372,518
Canada Mortgage and Housing Corporation	9,373	91,675
Ministry of Forests, Lands, Natural Resources	1,441	-
Province of British Columbia	19,155	325,000
Government of Canada	214,505	121,500
	<b>244,474</b>	<b>1,910,693</b>
<b>Due from members</b>		
Rent	48,068	37,527
<b>Due from others</b>		
Trade receivables	1,039,622	789,759
	<b>\$ 1,332,164</b>	<b>\$ 2,737,979</b>

### 5. DUE FROM GOVERNMENT AGENCIES

	2022	2021
GST receivable	\$ 61,773	\$ 27,724

Amounts receivable from government agencies are for GST rebates, this includes amounts charged on items delivered to the Band's reserve in error, and any expenditures eligible for the public service body rebate.

### 6. ADVANCES RECEIVABLE

Advances receivable from Tano Fuel Ltd. a company owed 100% by government business enterprise Tano T'enneh General Partner Corporation, is repayable in monthly installments of \$10,000 including interest at 3.3% per annum, maturing in July 2032.

### 7. INVESTMENTS IN GOVERNMENT BUSINESS ENTERPRISES

	2022	2021
Tano T'enneh Limited Partnership		
Partnership units	\$ 2,229,142	\$ 2,229,142
Share of net assets	27,028,131	22,774,523
Advances (from)	(4,028,756)	(3,973,682)
	<b>25,228,517</b>	<b>21,029,983</b>



# LHEIDLI T'ENNEH BAND

## NOTES TO CONSOLIDATED FINANCIAL STATEMENTS

**MARCH 31, 2022**

---

### 7. INVESTMENTS IN GOVERNMENT BUSINESS ENTERPRISES , continued

Tano T'enneh GP		
Shares, at cost	20	20
Share of net assets	504,894	439,312
Advances to	2,128	2,127
	<hr/>	<hr/>
	507,042	441,459
Lheit Lit'en Development Corporation		
Shares, at cost	3	3
Share of net debt	(3)	(3)
Advances (from)	(2,182,336)	(2,178,573)
	<hr/>	<hr/>
	(2,182,336)	(2,178,573)
FN (PTP) Group Limited Partnership		
Shares, at cost	1	1
	<hr/>	<hr/>
	\$ 23,553,224	\$ 19,292,870

Shares and partnership units are held on behalf of the Band's membership by specified band members under a trust agreement, condensed financial information for the government business entities is presented in Note 8.

### 8. INVESTMENTS IN GOVERNMENT BUSINESS ENTERPRISES - CONDENSED FINANCIAL INFORMATION

- ◆ Tano T'enneh Limited Partnership, 99.99% ownership
- ◆ Tano T'enneh General Partnership, 100% ownership
- ◆ Lheit Lit'en Development Corporation 100% ownership
- ◆ FN (PTP) Group Limited Partnership, 10% ownership

As at March 31, 2022 financial reporting for Lheit Lit'en Development Corporation and FN (PTP) Group Limited Partnership was not yet completed, therefore no financial information has been presented.

# LHEIDLI T'ENNEH BAND

## NOTES TO CONSOLIDATED FINANCIAL STATEMENTS

**MARCH 31, 2022**

### 8. INVESTMENTS IN GOVERNMENT BUSINESS ENTERPRISES - CONDENSED FINANCIAL INFORMATION, continued

	Tano T'enneh Limited Partnership, 99.99% ownership	Tano T'enneh General Partnership, 100% ownership	Lheit Lit'en Development Corporation 100% ownership	FN (PTP) Group Limited Partnership, 10% ownership	2022 Total
Cash	\$ 7,515,410	\$ 127	\$ -	\$ -	\$ 7,515,537
Accounts receivable	1,297,858	-	-	-	1,297,858
Deposits	3,648	-	-	-	3,648
Investments	4,526,901	508,415	-	-	5,035,316
Due from related parties	5,069,775	-	-	-	5,069,775
Tangible capital assets	6,930,905	-	-	-	6,930,905
<b>Total assets</b>	<b>\$25,344,497</b>	<b>\$ 508,542</b>	<b>\$ -</b>	<b>\$ -</b>	<b>\$25,853,039</b>
Accounts payable	\$ 55,633	\$ 1,500	\$ -	\$ -	\$ 57,133
Due to government agencies	63,553	-	-	-	63,553
Due to shareholder	-	2,127	-	-	2,127
Due to related party	5,174	-	-	-	5,174
<b>Total liabilities</b>	<b>124,360</b>	<b>3,627</b>	<b>-</b>	<b>-</b>	<b>127,987</b>
<b>Equity</b>	<b>25,220,137</b>	<b>504,915</b>	<b>-</b>	<b>-</b>	<b>127,987</b>
<b>Total liabilities and equity</b>	<b>\$25,344,497</b>	<b>\$ 508,542</b>	<b>\$ -</b>	<b>\$ -</b>	<b>\$ 255,974</b>
	Tano T'enneh Limited Partnership, 99.99% ownership	Tano T'enneh General Partnership, 100% ownership	Lheit Lit'en Development Corporation 100% ownership	FN (PTP) Group Limited Partnership, 10% ownership	2022 Total
Revenue	\$ 5,483,734	\$ 66,082	\$ -	\$ -	\$ 5,549,816
Expenses	1,431,933	500	-	-	1,432,433
<b>Net income (loss)</b>	<b>\$ 4,051,801</b>	<b>\$ 65,582</b>	<b>\$ -</b>	<b>\$ -</b>	<b>\$ 4,117,383</b>

# LHEIDLI T'ENNEH BAND

## NOTES TO CONSOLIDATED FINANCIAL STATEMENTS

**MARCH 31, 2022**

---

### 9. TRUST FUNDS HELD BY FEDERAL GOVERNMENT

	March 31, 2021	Additions, 2022	Withdrawals, 2022	March 31, 2022
Revenue	\$ 1,075	\$ 1,251	\$ (1,075)	\$ 1,251
Capital	2,086	-	-	2,086
	<hr/>	<hr/>	<hr/>	<hr/>
	\$ 3,161	\$ 1,251	\$ (1,075)	\$ 3,337

The trust funds arise from monies derived from capital or revenue sources as outlined in Section 62 of the Indian Act. These funds are held in trust in the Consolidated Revenue Fund of the Government of Canada and are subject to audit by the Office of the Auditor General of Canada. The management of these funds is primarily governed by Sections 63 to 69 of the Indian Act.

### 10. ACCOUNTS PAYABLE AND ACCRUED LIABILITIES

	2022	2021
Trade payables and accrued liabilities	\$ 1,115,825	\$ 1,219,250
Wages and benefits	201,265	175,298
	<hr/>	<hr/>
	\$ 1,317,090	\$ 1,394,548

**LHEIDLI T'ENNEH BAND**

**NOTES TO CONSOLIDATED FINANCIAL STATEMENTS**

**MARCH 31, 2022**

**11. DEFERRED REVENUE**

	March 31, 2021	Funding received, 2022	Revenue recognized, 2022	March 31, 2022
<b>Indigenous Services Canada</b>				
Housing Renovations	\$ 152,537	\$ 97,730	\$ (151,754)	\$ 98,513
Shelley Water System and Chlorine	12,972	382,055	(239,955)	155,072
915 - Lheidli Playground	90,000	-	(49,934)	40,066
NAHS Stream 1 Plan 19/20	86,082	-	(23,760)	62,322
121 Covid-19	155,166	208,739	(363,905)	-
406 - Operator Wage Enhancement	15,600	-	-	15,600
755 - Family Violence Preventions	160	3,318	(332)	3,146
111- Community Well-being Initiatives	80,822	-	-	80,822
303 - DIA In Home Care	17,076	23,000	(3,651)	36,425
Land and Resource Management	115,267	280,508	(277,094)	118,681
Village Operations and Maintenance	68,936	74,708	(2,353)	141,291
905 - Asset management	-	66,629	(46,118)	20,511
909 - Fraser River Crossing	-	230,775	(32,115)	198,660
916 - Capital DWS Improvements	-	82,500	(17,868)	64,632
	794,618	1,449,962	(1,208,839)	1,035,741
<b>Provincial Government</b>				
133 - G2G Negotiations	225,000	-	-	225,000
126 - Castle Mountain	11,688	-	-	11,688
956 - Daycare in the park	-	1,199,994	(213,774)	986,220
	236,688	1,199,994	(213,774)	1,222,908
<b>Other</b>				
First Nations Health Authority	996,968	-	(927,549)	69,419
	\$ 2,028,274	\$ 2,649,956	\$ (2,350,162)	\$ 2,328,068

# LHEIDLI T'ENNEH BAND

## NOTES TO CONSOLIDATED FINANCIAL STATEMENTS

**MARCH 31, 2022**

---

### 12. LONG-TERM DEBT

	2022	2021
Mortgage repayable in monthly installments of \$4,972 including interest at 0.73% per annum, secured by a Government of Canada ministerial guarantee, renewing on July 1, 2025.	\$ 757,807	\$ 811,730
Mortgage repayable in monthly installments of \$2,480 including interest at 1.83% per annum, secured by a Government of Canada ministerial guarantee, renewing on August 1, 2024.	70,297	98,493
Mortgage repayable in monthly installments of \$1,078 including interest at 1.86% per annum, secured by a Government of Canada ministerial guarantee, renewing on August 1, 2022.	66,619	78,204
Mortgage repayable in monthly installments of \$2,470 including interest at 2.22% per annum, secured by a Government of Canada ministerial guarantee, renewing on December 1, 2023.	50,832	79,012
Loan forgiven during the year.	-	9,450
	<b>\$ 945,555</b>	<b>\$ 1,076,889</b>

---

---

Principal portion of long-term debt due within the next five years:

2023	\$ 123,638
2024	117,992
2025	79,710
2026	12,476
2027 and thereafter	611,739
	<b>\$ 945,555</b>

---

---

# LHEIDLI T'ENNEH BAND

## NOTES TO CONSOLIDATED FINANCIAL STATEMENTS

**MARCH 31, 2022**

---

### 13. RESERVES

Under the terms of an agreement with Canada Mortgage and Housing Corporation ("CMHC"), the Band is required to make annual deposits of at least \$23,340 to a separate replacement reserve to cover the cost of replacing certain capital items contained in the rental housing projects financed by CMHC. In 2022 an additional special contribution was required due to supplemental funding received from CMHC in the amount of \$300,000. These funds, along with accumulated interest, must be held in a separate bank account and/or invested only in accounts or instruments insured by the Canada Deposit Insurance Corporation or as otherwise may be approved by CMHC. The funds can only be used for CMHC approved capital items. At March 31, 2022, the Band replacement reserve is fully funded and are in compliance with the agreement with CMHC.

	<b>2022</b>	2021
Balance, beginning of year	\$ 190,364	\$ 91,043
Contributions, required during the year	23,340	21,255
Other contribution, required during the year	300,000	86,214
Interest	821	747
Withdrawals	(114,162)	(8,895)
	<hr/> <b>\$ 400,363</b> <hr/>	<hr/> \$ 190,364 <hr/>

# LHEIDL T'ENNEH BAND

## NOTES TO CONSOLIDATED FINANCIAL STATEMENTS

**MARCH 31, 2022**

### 14. TANGIBLE CAPITAL ASSETS

	Cost	Additions	Disposals	Accumulated amortization	2022 Net book value
Automotive equipment	\$ 396,935	\$ 170,741	\$ -	\$ 290,334	\$ 277,342
Boats and fisheries equipment	154,085	41,789	-	74,038	121,837
Buildings	997,211	-	-	251,850	745,361
Computer equipment and software	196,083	-	-	174,278	21,806
Fuel tanks	207,268	-	-	191,723	15,545
Signage	40,724	-	-	40,724	-
Office equipment	161,401	-	-	132,840	28,560
Heavy duty equipment	296,922	98,000	-	195,223	199,699
Housing	3,949,884	1,600,988	-	2,336,138	3,214,734
Infrastructure	3,648,757	4,021,573	-	2,101,717	5,568,613
Land improvements	1,346,531	-	-	260,279	1,086,252
Website	14,718	-	-	13,247	1,472
Capital projects in progress	7,506,721	2,197,720	5,622,562	-	4,081,878
	<b>\$ 18,917,240</b>	<b>\$ 8,130,811</b>	<b>\$ 5,622,562</b>	<b>\$ 6,062,391</b>	<b>\$ 15,363,099</b>

	Cost	Additions	Disposals	Accumulated amortization	2021 Net book value
Automotive equipment	\$ 240,794	\$ 156,141	\$ -	\$ 188,912	\$ 208,023
Boats and fisheries equipment	79,085	75,000	-	66,671	87,414
Buildings	245,614	751,597	-	218,609	778,602
Computer equipment and software	126,251	69,832	-	151,000	45,083
Fuel tanks	207,268	-	-	181,360	25,909
Signage	40,724	-	-	40,724	-
Office equipment	79,465	81,936	-	102,470	58,931
Heavy duty equipment	293,904	3,018	-	166,208	130,714
Housing	2,509,012	1,440,872	-	2,143,752	1,806,133
Infrastructure	3,032,994	615,763	-	1,923,154	1,725,602
Land improvements	1,340,674	5,857	-	233,348	1,113,182
Website	14,718	-	-	13,247	1,472
Capital projects in progress	8,329,295	1,215,894	2,038,469	-	7,506,721
	<b>\$ 16,539,798</b>	<b>\$ 4,415,910</b>	<b>\$ 2,038,469</b>	<b>\$ 5,429,455</b>	<b>\$ 13,487,786</b>

During the year, two capital projects in progress were completed and reclassified to their respective tangible capital asset classes as follows, \$4,021,573 was reclassified to infrastructure, and \$1,600,988 was reclassified to housing. For the purposes of this note they are shown as additions and disposals, however, the net additions and disposals for the Band are \$2,508,249 and \$0, respectively.

# LHEIDLI T'ENNEH BAND

## NOTES TO CONSOLIDATED FINANCIAL STATEMENTS

**MARCH 31, 2022**

---

### 15. ACCUMULATED SURPLUS

	2022	2021
Restricted		
Equity in Ottawa Trust Funds	\$ 5,461	\$ 4,210
Equity in Government Business Entities	27,575,142	23,225,950
	<b>27,580,603</b>	23,230,160
Unrestricted		
Operating equity	21,712,765	20,038,107
	<b>\$ 49,293,368</b>	\$ 43,268,267

### 16. CONTINGENT LIABILITIES

The Band has entered into contribution agreements with various federal government departments. Funding received under these contribution agreements is subject to repayment if the Band fails to comply with the terms and conditions of the agreements.

The Band is contingently liable for a band member mortgage secured by a Government of Canada Ministerial Guarantee. As at March 31, 2022, the maximum liability is \$23,320.

The Band may have future silviculture commitments on government business enterprises owned forest licenses if future costs exceed current estimates. The amount of the liability, if any, is not determinable at this time.

In addition, in the normal course of its operations, the Band becomes involved in legal actions. Some of these potential liabilities may become actual liabilities when one or more future events occur or fail to occur. To the extent that the future event is likely to occur, and a reasonable estimate of the loss can be made, an estimated liability is accrued and an expense recorded on the Band's financial statements. In managements opinions there are no losses resulting in the accrual of a liability present as at the date of the audit report.

The Band has an authorized demand facility in the amount of \$400,000, bearing interest at Royal Bank's prime rate plus 1.5% per annum and a revolving facility in the amount of \$5,000,000. These credit facility agreements are secured by a general security agreement. At March 31, 2022 the Band has not utilized either of these facilities.

### 17. ECONOMIC DEPENDENCE

Lheidli T'enneh Band receives a significant portion of its revenue pursuant to funding agreements with various government agencies. The ability of the Band to continue operations of certain programs is dependent upon the Provincial and Federal governments continued financial commitment under the funding agreements.



# LHEIDLI T'ENNEH BAND

## NOTES TO CONSOLIDATED FINANCIAL STATEMENTS

MARCH 31, 2022

### 18. GOVERNMENT TRANSFERS

	2022		
	Operating	Capital	Total
<b>Federal government transfers</b>			
Indigenous Services Canada	\$ 3,092,565	\$ -	\$ 3,092,565
Canada Mortgage and Housing Corporation	416,390	-	416,390
Fisheries and Oceans Canada	458,794	-	458,794
<b>Total</b>	<b>3,967,749</b>	<b>-</b>	<b>3,967,749</b>
<b>Provincial government transfers</b>	<b>4,091,955</b>	<b>-</b>	<b>4,091,955</b>
	<b>\$ 8,059,704</b>	<b>\$ -</b>	<b>\$ 8,059,704</b>

	2021		
	Operating	Capital	Total
<b>Federal government transfers</b>			
Indigenous Services Canada	\$ 2,181,002	\$ 1,302,367	\$ 3,483,369
Canada Mortgage and Housing Corporation	182,307	-	182,307
Fisheries and Oceans Canada	272,800	-	272,800
<b>Total</b>	<b>2,636,109</b>	<b>1,302,367</b>	<b>3,938,476</b>
<b>Provincial government transfers</b>	<b>5,581,755</b>	<b>-</b>	<b>5,581,755</b>
	<b>\$ 8,217,864</b>	<b>\$ 1,302,367</b>	<b>\$ 9,520,231</b>

### 19. EMPLOYMENT RETIREMENT PLAN

The Band has a defined contribution pension plan for eligible employees. Employees are required to contribute a minimum of 3% of their salary, the Band contributed 3% of their base salary, and contributions are directed to the employee's contribution account. The amount of retirement benefits to be received by the employees will be the amount of retirement benefit annuity that could be purchased based on the member's share of the pension plan at the time of the employee's withdrawal from the plan. During the year, the Band contributed \$91,668 (2021 - \$62,424) for retirement benefits.

### 20. BUDGETED FIGURES

Budgeted figures have been provided for comparison purposes and have been derived from the estimates provided by management, and were approved by Chief and Council on March 31, 2021.

# LHEIDLI T'ENNEH BAND

## NOTES TO CONSOLIDATED FINANCIAL STATEMENTS

**MARCH 31, 2022**

---

### 21. FINANCIAL INSTRUMENTS

Transactions in financial instruments may result in an entity assuming or transferring to another party one or more of the financial risks described below. The required disclosures provide information that assists users of the financial statements in assessing the extent of risk related to financial instruments.

#### (a) Credit Risk

Credit risk refers to the risk that a counterparty may default on its contractual obligations resulting in a financial loss. The Band has a history of dealing with its funding agencies, customer base, and government business enterprises and does not believe it is exposed to an unusual level of credit risk with respect to its accounts receivable, or advances receivable.

#### (b) Interest rate risk

Interest rate risk is the risk that the Band has interest rate exposure on its bank contingent liabilities, and long-term debt, which are variable based on the bank's prime rates. This exposure may have an effect on its earnings in future periods. The band reduces its exposure to interest rate risk by regularly monitoring published bank prime interest rates which have been relatively stable over the period presented. There are some loans that are at fixed term rates and do not affect interest rate risk. The band does not use derivative instruments to reduce its exposure to interest rate risk. In the opinion of management the interest rate risk to the band is low and is not material.

### 22. COVID-19

On March 1, 2020, the World Health Organization categorized Covid-19 as a pandemic. The potential effects within the First Nations environment and in the global markets due to the possible disruption in supply chains, and measures being introduced at various levels of government to curtail the spread of the virus could have a material impact on the First Nation's operations.

The extent of the impact of this outbreak and related containment measures on the First Nation are unknown at this time

**LHEIDLI T'ENNEH BAND****NOTES TO CONSOLIDATED FINANCIAL STATEMENTS****MARCH 31, 2022**

---

**23. EXPENSES BY OBJECT**

	<b>2022</b>	<b>2021</b>
	<b>Actual</b>	<b>Actual</b>
Administration fees	\$ 187	\$ (2,000)
Advertising	17,122	8,017
Amortization	632,934	428,927
Catering	68,712	30,824
Christmas	160,256	110,320
Contracted services	265,003	16,920
Courier and delivery	4,709	6,800
Covid support	934	14,038
Election	13,276	6,972
Equipment leases and rentals	38,723	25,463
Equipment purchases	330,840	548,762
Fuel and oil	22,166	10,356
Honorarium	229,795	201,579
Incentives	2,529	10,392
Insurance	75,214	70,950
Interest and bank charges	23,702	18,309
Materials and supplies	268,206	209,606
Meeting expenses	131,053	478
Office expenses	346,939	150,693
Professional fees	1,866,254	1,344,441
Property taxes	-	3,601
Rent	17,247	68,584
Repairs and maintenance	466,647	322,615
Replacement reserve	323,340	107,469
Social assistance and support	174,139	238,237
Special events	715,249	355,290
Training	33,068	63,844
Travel	197,342	85,414
Tuitions and allowances	605,342	461,643
Utilities and telephone	220,072	144,577
Vehicle	22,583	10,576
Wages and benefits	3,704,796	2,853,514
	<b>\$ 10,978,379</b>	<b>\$ 7,927,211</b>

## LHEIDLI T'ENNEH BAND

### NOTES TO CONSOLIDATED FINANCIAL STATEMENTS

**MARCH 31, 2022**

---

#### 24. SEGMENTED INFORMATION

Lheidli T'enneh Band provides a range of services to its members. For management reporting purposes, operations and activities are organized and reported by function and department. For each segment separately reported, the segment revenue and expenditure represent both amounts that are directly attributable to the segment and amounts that are directly attributable to the segment and amounts that are allocated on a reasonable basis. The presentation by segment is based on the same accounting policies as described in the Summary of Significant Accounting Policies in Note 1. The segment and services provided are as follows:

*Economic Development*

Manages the development of economic opportunities from the land and natural resources for the Band and its entities;

*Education*

Provides primary and secondary instructional services and financial support to eligible post-secondary students.

*Employment and Training*

Provides training and work opportunities for Band members to improve their job skills and participate effectively in the labour market;

*Government Development and Administration*

Provides governance initiatives and training through the activities of Chief and Council and administration of other activities relating to program delivery, membership and finance;

*Government Business Entities*

Economic development for the benefit of Band members;

*Health Services*

Provides a variety of health and wellness programs and support to Band members;

*Social Housing*

Provides on-reserve housing to eligible members under the CMHC housing programs for Bands, and reports on the respective revenue and expenditures;

*Public Works Operations and Maintenance*

Manages community and facilities operations and maintenance including capital projects, municipal services, water and waste water operations, roads, fire protection, and maintenance of community buildings;

*Social and Community Services*

Administers the provision of social assistance to qualifying Band members, as well as providing programs and services for the social benefit and welfare of Band members;

# LHEIDLI T'ENNEH BAND

## NOTES TO CONSOLIDATED FINANCIAL STATEMENTS

**MARCH 31, 2022**

### 24. SEGMENTED INFORMATION, continued

*Treaty Claims and Negotiations*

Manages the land claim and negotiation process with Canada and the Province of British Columbia;

*Ottawa Trust Funds*

Provides programs and services for the social, economic and capital needs of Band members;

*Tangible Capital Assets*

Provides capital infrastructure development for Band members.

	Education			Government Development and Administration			Investment in Government Business Enterprises		
	2022 Budget	2022 Actual	2021 Actual	2022 Budget	2022 Actual	2021 Actual	2022 Budget	2022 Actual	2021 Actual
Revenues									
Indigenous Services Canada	\$ -	\$ 520,356	\$ 490,508	\$ 2,026,442	\$ 509,871	\$ 671,921	-	\$ -	\$ -
Provincial Government	-	-	-	4,053,932	322,195	374,880	-	-	-
Other Aboriginal Groups	-	71,900	167,361	880,413	1,000	-	-	-	-
Band Generated	-	36,000	73,965	1,329,687	27,600	51,405	-	-	-
Miscellaneous	-	-	-	-	100,895	3,312	-	-	-
Income earned in government business enterprises	-	-	-	-	-	-	76,910	4,349,191	4,123,524
Administration fee	-	5,400	-	1,037,279	2,160	(2,000)	-	-	-
Other revenue	-	-	6,000	366,669	250,882	(75,974)	-	-	-
<b>Total revenue</b>	<b>-</b>	<b>633,656</b>	<b>737,834</b>	<b>9,694,422</b>	<b>1,214,603</b>	<b>1,023,544</b>	<b>76,910</b>	<b>4,349,191</b>	<b>4,123,524</b>
Expenses									
Equipment purchases	-	-	-	-	37,864	19,595	-	-	-
Social assistance and support	-	339	-	-	2,600	74,377	-	-	-
Tuitions and allowances	-	596,725	459,025	-	(1,300)	-	-	-	-
Office expenses	-	720	2,110	-	225,372	99,065	-	-	-
Repairs and maintenance	-	269	1,515	2,206,661	160,008	62,963	-	-	-
Professional fees	-	50,773	58,054	-	735,381	384,216	-	-	-
Wages and benefits	-	143,491	119,367	-	1,405,310	1,117,575	-	-	-
Other expenses	669,713	136,128	72,937	-	1,434,025	559,962	-	-	-
<b>Total expenses</b>	<b>669,713</b>	<b>928,445</b>	<b>713,008</b>	<b>2,206,661</b>	<b>3,999,260</b>	<b>2,317,753</b>	<b>-</b>	<b>-</b>	<b>-</b>
Other income	(669,713)	(294,789)	24,826	7,487,761	(2,784,657)	(1,294,209)	76,910	4,349,191	4,123,524
<b>Annual surplus (deficit)</b>	<b>\$ (669,713)</b>	<b>\$ (294,789)</b>	<b>\$ 24,826</b>	<b>\$ 7,487,761</b>	<b>\$ (2,805,511)</b>	<b>\$ (1,294,209)</b>	<b>\$ 76,910</b>	<b>\$ 4,349,191</b>	<b>\$ 4,123,524</b>

# LHEIDLI T'ENNEH BAND

## NOTES TO CONSOLIDATED FINANCIAL STATEMENTS

**MARCH 31, 2022**

### 24. SEGMENTED INFORMATION, continued

	Public Works Operations and Maintenance			2022 Budget	Capital Projects		2022 Budget	Health Services	
	2022 Budget	2022 Actual	2021 Actual		2022 Actual	2021 Actual		2022 Actual	2021 Actual
Revenues									
Indigenous Services Canada	\$ -	\$ 74,708	\$ 95,207	-	\$ 1,094,822	\$ 1,401,215	-	\$ -	\$ -
Provincial Government	-	8,540	8,453	-	1,199,994	-	-	-	5,000
Other Aboriginal Groups	-	-	-	-	1,248,212	2,500,000	416,328	389,308	400,794
Band Generated	-	39,334	-	-	-	100,000	-	48,700	-
Miscellaneous	-	74,998	61,544	-	-	-	-	-	-
Other revenue	-	(72,354)	(68,936)	-	(366,387)	(631,137)	-	9,532	(57,376)
<b>Total revenue</b>	<b>-</b>	<b>125,226</b>	<b>96,268</b>	<b>-</b>	<b>3,176,641</b>	<b>3,370,078</b>	<b>416,328</b>	<b>447,540</b>	<b>348,418</b>
Expenses									
Equipment purchases	-	16,584	15,323	-	192,357	312,272	-	-	590
Tuitions and allowances	-	-	-	-	-	-	-	40	-
Office expenses	-	1,998	2,169	-	52,626	22	-	15,082	19,876
Repairs and maintenance	478,270	30,595	22,555	-	108,690	62,642	-	3,191	4,584
Professional fees	-	-	3,630	-	143,313	95,303	-	4,576	9,484
Wages and benefits	-	223,599	225,900	-	35,577	-	-	303,935	279,717
Other expenses	-	65,455	27,457	-	19,430	26,625	468,545	50,922	57,329
<b>Total expenses</b>	<b>478,270</b>	<b>338,231</b>	<b>297,034</b>	<b>-</b>	<b>551,993</b>	<b>496,864</b>	<b>468,545</b>	<b>377,746</b>	<b>371,580</b>
Other income	(478,270)	(213,005)	(200,766)	-	2,624,648	2,873,214	(52,217)	69,794	(23,162)
<b>Annual surplus (deficit)</b>	<b>\$ (478,270)</b>	<b>\$ (213,005)</b>	<b>\$ (200,766)</b>	<b>-</b>	<b>\$ 2,624,648</b>	<b>\$ 2,873,214</b>	<b>\$ (52,217)</b>	<b>\$ 69,794</b>	<b>\$ (23,162)</b>

# LHEIDLI T'ENNEH BAND

## NOTES TO CONSOLIDATED FINANCIAL STATEMENTS

**MARCH 31, 2022**

### 24. SEGMENTED INFORMATION, continued

	Economic Development			Social Housing			Ottawa Trust Funds		
	2022 Budget	2022 Actual	2021 Actual	2022 Budget	2022 Actual	2021 Actual	2022 Budget	2022 Actual	2021 Actual
Revenues									
Indigenous Services Canada	\$ -	\$ 301,242	\$ 324,828	\$ -	\$ 29,450	\$ 28,547	\$ -	\$ -	\$ -
Provincial Government	-	2,396,197	4,981,708	-	-	-	-	-	-
Other Aboriginal Groups	-	298,416	82,122	194,107	116,390	182,307	-	-	-
Band Generated	-	2,096,620	2,743,973	-	155,987	172,257	-	-	-
Miscellaneous	-	31,365	-	-	-	-	-	-	-
Administration fee	-	22,805	-	-	-	-	-	-	-
Other revenue	-	455,879	(100,330)	-	300,071	518	-	1,251	1,075
<b>Total revenue</b>	<b>-</b>	<b>5,602,524</b>	<b>8,032,301</b>	<b>194,107</b>	<b>601,898</b>	<b>383,629</b>	<b>-</b>	<b>1,251</b>	<b>1,075</b>
Expenses									
Equipment purchases	-	22,329	72,349	-	34,741	114,614	-	-	-
Tuitions and allowances	-	5,103	895	-	-	-	-	-	-
Office expenses	-	8,042	12,070	-	1,610	1,231	-	-	-
Repairs and maintenance	956,335	11,391	43,828	1,115,458	95,278	94,152	-	-	-
Professional fees	-	907,620	750,351	-	3,255	9,469	-	-	-
Wages and benefits	-	1,240,516	820,212	-	137,195	37,525	-	-	-
Other expenses	639,825	211,607	184,888	-	415,442	147,737	-	-	-
<b>Total expenses</b>	<b>1,596,160</b>	<b>2,406,608</b>	<b>1,884,593</b>	<b>1,115,458</b>	<b>687,521</b>	<b>404,728</b>	<b>-</b>	<b>-</b>	<b>-</b>
Other income	(1,596,160)	3,195,916	6,147,708	(921,351)	(85,623)	(21,099)	-	1,251	1,075
<b>Annual surplus (deficit)</b>	<b>\$ (1,596,160)\$</b>	<b>\$ 3,195,916</b>	<b>\$ 6,147,708</b>	<b>\$(921,351)\$</b>	<b>\$(85,623)\$</b>	<b>\$(21,099)\$</b>	<b>-</b>	<b>\$ 1,251</b>	<b>\$ 1,075</b>

# LHEIDLI T'ENNEH BAND

## NOTES TO CONSOLIDATED FINANCIAL STATEMENTS

**MARCH 31, 2022**

### 24. SEGMENTED INFORMATION, continued

	Social and Community Services			Employment and Training			Invested in Tangible Capital Assets		
	2022 Budget	2022 Actual	2021 Actual	2022 Budget	2022 Actual	2021 Actual	2022 Budget	2022 Actual	2021 Actual
<b>Revenues</b>									
Indigenous Services Canada	\$ -	\$ 562,116	\$ 471,143	-	\$ -	\$ -	\$ -	\$ -	\$ -
Provincial Government	-	165,029	211,715	-	-	-	-	-	-
Other Aboriginal Groups	-	-	-	-	12,363	146,902	-	-	-
Band Generated	-	3,000	42,500	-	147,634	83,689	-	-	-
Other revenue	-	(18,335)	(88,058)	-	-	-	-	-	-
<b>Total revenue</b>	<b>-</b>	<b>711,810</b>	<b>637,300</b>	<b>-</b>	<b>159,997</b>	<b>230,591</b>	<b>-</b>	<b>-</b>	<b>-</b>
<b>Expenses</b>									
Equipment purchases	-	26,966	14,019	-	-	-	-	-	-
Social assistance and support	-	171,200	163,860	-	-	-	-	-	-
Tuitions and allowances	-	130	55	-	4,644	1,668	-	-	-
Office expenses	-	37,493	13,534	-	3,867	336	-	-	-
Repairs and maintenance	494,940	30,009	30,222	-	1,803	154	-	-	-
Professional fees	-	21,337	22,155	-	-	11,779	-	-	-
Wages and benefits	-	138,078	123,850	-	76,033	129,368	-	-	-
Other expenses	-	493,293	421,539	179,918	50,791	80,186	-	632,934	428,927
<b>Total expenses</b>	<b>494,940</b>	<b>918,506</b>	<b>789,234</b>	<b>179,918</b>	<b>137,138</b>	<b>223,491</b>	<b>-</b>	<b>632,934</b>	<b>428,927</b>
<b>Other income</b>	<b>(494,940)</b>	<b>(206,696)</b>	<b>(151,934)</b>	<b>(179,918)</b>	<b>22,859</b>	<b>7,100</b>	<b>-</b>	<b>(632,934)</b>	<b>(428,927)</b>
<b>Annual surplus (deficit)</b>	<b>\$ (494,940)</b>	<b>\$ (206,696)</b>	<b>\$ (151,934)</b>	<b>\$ (179,918)</b>	<b>\$ 22,859</b>	<b>\$ 7,100</b>	<b>\$ -</b>	<b>\$ (632,934)</b>	<b>\$ (428,927)</b>



# LHEIDLI T'ENNEH BAND

## NOTES TO CONSOLIDATED FINANCIAL STATEMENTS

**MARCH 31, 2022**

### 24. SEGMENTED INFORMATION, continued

	Consolidated totals		
	2022 Budget	2022 Actual	2021 Actual
Revenues			
Indigenous Services Canada	\$ 2,026,442	\$ 3,092,565	\$ 3,483,369
Provincial Government	4,053,932	4,091,955	5,581,756
Other Aboriginal Groups	1,490,848	2,137,589	3,479,486
Band Generated	1,329,687	2,554,875	3,267,789
Miscellaneous	-	207,258	64,856
Income earned in government business enterprises	76,910	4,349,191	4,123,524
Administration fee	1,037,279	30,365	(2,000)
Other revenue	366,669	560,539	(1,014,218)
<b>Total revenue</b>	<b>10,381,767</b>	<b>17,024,337</b>	<b>18,984,562</b>
Expenses			
Equipment purchases	-	330,841	548,762
Social assistance and support	-	174,139	238,237
Tuitions and allowances	-	605,342	461,643
Office expenses	-	346,810	150,413
Repairs and maintenance	5,251,664	441,234	322,615
Professional fees	-	1,866,255	1,344,441
Wages and benefits	-	3,703,734	2,853,514
Other expenses	1,958,001	3,510,027	2,007,587
<b>Total expenses</b>	<b>7,209,665</b>	<b>10,978,382</b>	<b>7,927,212</b>
Other income	3,172,102	6,045,955	11,057,350
	-	(20,854)	-
<b>Annual surplus (deficit)</b>	<b>\$ 3,172,102</b>	<b>\$ 6,025,101</b>	<b>\$ 11,057,350</b>